




Crystal Colours



Chain Colours

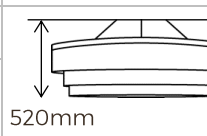


Metalwork Finishes



SHALLOW CHANDELIER

Model Number – TL-SHAL

Height excl. suspension	Suspension Chains	Lamp Holders	Max Wattage	Weight	Ceiling Rose Dia.	Standard minimum hanging height
410mm diameter Shallow Chandelier - TL-410SHAL						 <p>550mm</p>
280mm	750mm	3 - E27	60W each	9.0Kg	130mm	
510mm diameter Shallow Chandelier - TL-510SHAL						 <p>550mm</p>
280mm	750mm	3 - E27	60W each	12.0Kg	130mm	
710mm diameter Shallow Chandelier - TL-710SHAL						 <p>600mm</p>
310mm	750mm	6 - E27	60W each	22.0Kg	130mm	
1010mm diameter Shallow Chandelier - TL-1010SHAL						 <p>520mm</p>
320mm	1000mm	6 - E27	60W each	31.0Kg	130mm	
1210mm diameter Shallow Chandelier - TL-1210SHAL						 <p>750mm</p>
450mm	1000mm	6 - E27	60W each	50Kg	130mm	

General:

Height measurements for chandeliers do not include the suspension chains. Suspension chains for chandeliers can be adjusted to the height needed upon installation.

All of our lamp holders are standard large Edison Screw (E27).

Made to IEC Standards designed to operate at 240V/50Hz. Certification for National Deviations e.g. AS/NZS is available on request.

All measurements and weights are approximate - our lights are hand crafted so there will be some variation.

Dimmable LED filament light sources are supplied included.

Assembly:

Crystal chandeliers will arrive with the crystal packaged separately in strands (this is common practice and is done to prevent damage to the crystal in transit). All you need to do to assemble your light is to hook each strand onto the frame with the hooks provided.

You will need a qualified electrician to install your light.

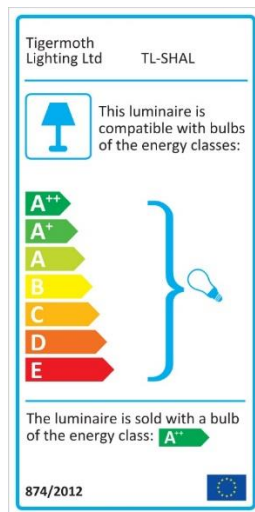
Our lights come with comprehensive installation instructions. They shouldn't need much maintenance but we give you some information on that too.

Modifications available:

- Additional length of suspension chain
- Direct-to-ceiling fixing
- Modified suspension for closer fitting to ceiling
- Certified IP44 version available (see next page).

Call us for more information on modifications.

Energy Rating:



Packaging Information:

The approximate box weights and dimensions are outlined below:

Number of Boxes	Dimensions (mm)	Weight (Kg)
410 Shallow Chain Chandelier		
1	440 x 440 x 330	9.0
410 Shallow Crystal Chandelier		
1	440 x 440 x 330	9.0
510 Shallow Chain Chandelier		
1	540 x 540 x 380	13.0
510 Shallow Crystal Chandelier		
1	540 x 540 x 380	13.0
710 Shallow Chain Chandelier		
1	740 x 740 x 390	22.0
710 Shallow Crystal Chandelier		
1	740 x 740 x 390	22.0
1010 Shallow Chain Chandelier		
1	1090 x 1070 x 160	31.0
1010 Shallow Crystal Chandelier		
2	1090 x 1070 x 160	10.0
	440 x 440 x 330	21.0



TIGERMOTH
LIGHTING LTD

IP44 SHALLOW CHANDELIER

Model Number – TL-IP44-SHAL

Height excl. suspension	Suspension Chains	Lamp Holders	Max Wattage	Weight	Ceiling Rose Dia.	Standard minimum hanging height
410mm diameter Shallow Chandelier - TL-IP44410SHAL						
280mm	750mm	3 – G9	5W each	9.0Kg	130mm	
510mm diameter Shallow Chandelier - TL-IP44510SHAL						
280mm	750mm	3 – G9	5W each	12.0Kg	130mm	
710mm diameter Shallow Chandelier - TL-IP44710SHAL						
310mm	750mm	6 – G9	5W each	22.0Kg	130mm	
1010mm diameter Shallow Chandelier - TL-IP441010SHAL						
320mm	1000mm	6 – G9	5W each	31.0Kg	130mm	

Differences from standard chandeliers :

All lamp holders in IP44 chandeliers are G9.

IP44 chandeliers are supplied with dimmable G9 LED Light sources included.

Not all G9 LED lamps fit inside the luminaire, if replacements are needed please contact us.

We cannot advise on what IP rating you require for your bathroom lighting; please check with your electrical contractor prior to ordering.

Made in England.

All of our lights are designed and manufactured in England by skilled craftsmen and women.

All designs are copyright to Tigermoth Lighting Ltd.

WEEE Registration Number: WEE/BU3809XD

Tigermoth Lighting is a Lighting Industry Association Quality Assured Company.

